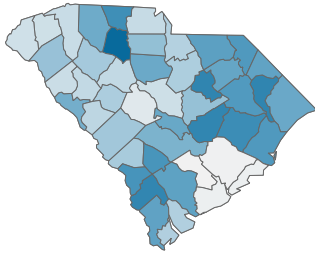


### COVID-19 in South Carolina

As of 11:59 PM on 8/30/2021

Percent of COVID-19 Cases Ever Hospitalized, by County



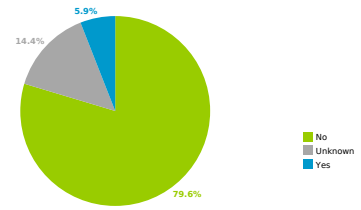
Percent of Cases Hospitalized



### COVID-19 Hospitalizations

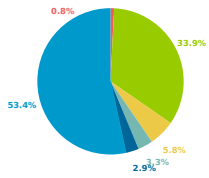
26,181

Hospitalization Status at time of Case Investigation



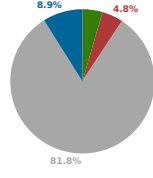
County Displayed: South Carolina | Dates Displayed: 3/18/2020 to 8/30/2021  
*Note: Data is suppressed for fewer than 5 cases*

Hospitalizations by Race



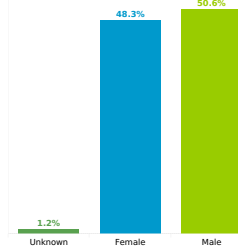
Black | White | Other  
Asian/Alaskan/Hawaiian  
Unknown | Under Investigation

Hospitalizations by Ethnicity



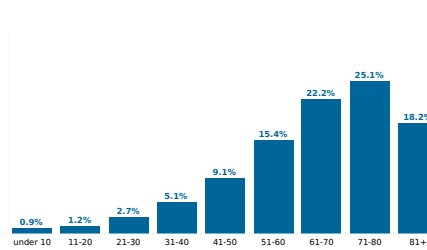
Hispanic or Latino  
Not Hispanic or Latino  
Unknown  
Under Investigation

Hospitalizations by Sex



Unknown 1.2%

Reported COVID-19 Cases, by Age Group & Age Related Information



Min. Age at Time of Report Clean for Min **0.0 years**

Median Age at Time of Report Clean for Median **68.0 years**

Max. Age at Time of Report Clean for Max **106.0 years**

Avg. Age at Time of Report Clean for AVG **64.8 years**